

CULTURE

The strength of traditions, and the strength of creativity combined with them, is a life-giving spring of any culture.

Pyotr Savitsky

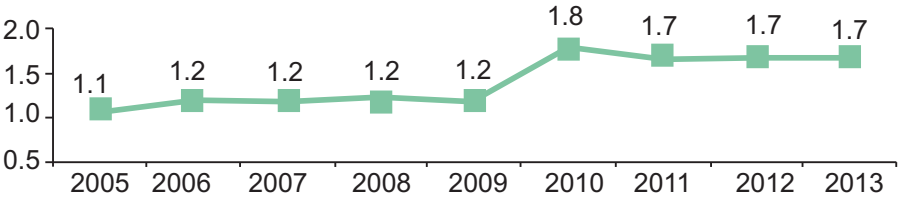
(geographer, geopolitician, culturologist, philosopher, poet, public leader, 1895-1968)

Expressing the spiritual uniqueness of the nation, Belarusian culture at the same time embodies universal values of the global community and represents a part of the world cultural heritage of the mankind.

The cultural expenditure of the government of the Republic of Belarus in 2013 was 3.2 trillion rubles, or 1.7% of the total public expenditure.

PUBLIC EXPENDITURE ON CULTURE

(as percentage of total expenditure)



IMMOVABLE HERITAGE PROPERTIES INCLUDED IN THE STATE LIST OF HISTORICAL AND CULTURAL VALUES

(units)


Year	Total	Of which monuments of			
		architecture	history	art	archeology
2005	4 648	1 597	1 131	122	1 834
2010	5 257	1 649	1 187	60	2 346
2011	5 278	1 661	1 192	61	2 349
2012	5 379	1 763	1 191	60	2 350
2013	5 379	1 763	1 191	60	2 350

The leader in the number of immovable heritage properties included in the State List of Historical and Cultural Values is Mogilev region.

ARCHITECTURAL, HISTORICAL, CULTURAL AND NATURAL SITES OF BELARUS INSCRIBED ON THE UNESCO WORLD HERITAGE LIST



National park
«Belavezhskaya Pushcha»
(a natural transboundary site,
shared with Poland)



Mir Castle Complex
(urban settlement of Mir,
Korelichi district, Grodno region)



Architectural, Residential and
Cultural Complex of the Radziwill
Family at Nesvizh
(Minsk region)



Struve Geodetic Arch
(transboundary site
19 topographic points
of which are located in Belarus)

The inscriptions on the **UNESCO World Cultural and Natural Heritage List** cover natural and man-made objects to be protected and popularized in virtue of their specific cultural, historical or environmental importance.

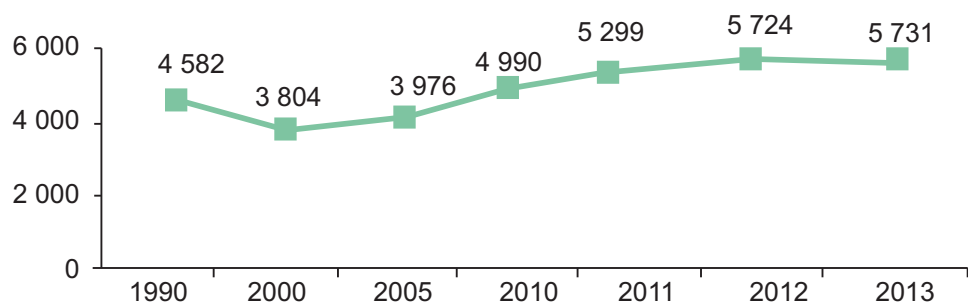
Museums of the country provide a wide public access to the valuables of national and world culture, and thus contribute considerably to the intellectual and cultural development of the society.

KEY INDICATORS OF MUSEUMS

	2000	2005	2010	2011	2012	2013
Number of museums	134	139	158	160	162	162
of which:						
historical	32	33	43	44	43	43
literature	2	6	7	7	7	7
art	11	14	15	15	14	14
Number of museum items in main collection, thous.	2 521	2 768	3 000	3 061	3 115	3 170
Museum attendance, thous. visits	3 804	3 976	4 990	5 299	5 724	5 731
Number of excursions, thous.	67.5	83.1	102.9	107.5	135.3	132.4
Number of exhibitions	1 746	2 293	3 476	3 589	5 144	4 997

MUSEUM ATTENDANCE

(thousand visits)



NUMBER OF MUSEUMS IN BELARUS

(end of year)

	2000	2005	2010	2011	2012	2013
Total museums	134	139	158	160	162	162
Region:						
Brest	13	14	19	20	21	21
Vitebsk	28	28	27	27	27	27
Gomel	20	21	29	29	28	28
Grodno	15	15	17	18	19	19
Minsk city	16	18	17	17	17	17
Minsk	18	19	25	25	25	25
Mogilev	24	24	24	24	25	25

MOST VISITED MUSEUMS in 2013



National Historical and Cultural
Museum-Reserve «Niasvizh»
(395 thous. visits)



Memorial Complex
«Brest Hero Fortress»
(388 thous. visits)



Gomel Palace and Park
Ensemble
(300 thous. visits)



Mir Castle Complex
(290 thous. visits)



Belarusian State Museum
of the History
of Great Patriotic War
(202 thous. visits)



State Memorial Complex
«Khatyn»
(205 thous. visits)